



**2018**

**Arizona Nursing  
Education Programs  
Annual Report**

*Presented by:*

*David P. Hrabe, PhD, RN, NC-BC*

*AZBN Education Program Administrator*



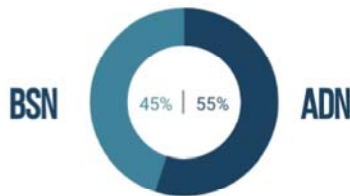
# 2018 Arizona Nursing Education Programs Highlights

## Nursing Student Admissions, Enrollments, Graduations and Licensure Exam (NCLEX) Performance



### ADMISSIONS

**4434 RN**  
**250 PN\***

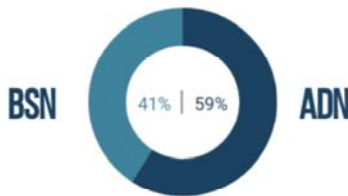


**+16%** ↑ RN ADMISSIONS SINCE 2014  
**-32%** ↓ PN ADMISSIONS SINCE 2014



### ENROLLMENTS

**6740 RN**  
**178 PN\***

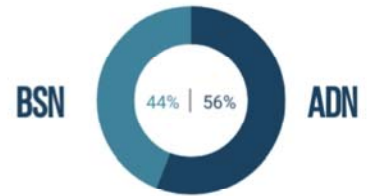


**-3%** ↓ RN ENROLLMENTS SINCE 2014  
**-62%** ↓ PN ENROLLMENTS SINCE 2014



### GRADUATIONS

**3149 RN**  
**148 PN\***



**+5%** ↑ RN GRADUATIONS SINCE 2014  
**-62%** ↓ PN GRADUATIONS SINCE 2014

PN PROGRAM ADMISSIONS, ENROLLMENTS AND GRADUATIONS HAVE BEEN STEADILY DECREASING SINCE 2014.

\* ONE PN PROGRAM DID NOT SUBMIT REPORT IN 2018

### NCLEX-RN

Arizona and National Pass Rates 2014-2018

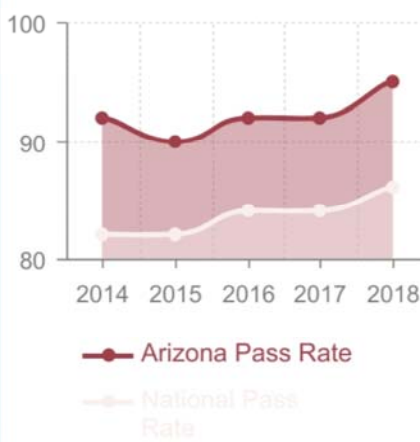


**3098** AZ Grads took NCLEX-RN  
**2847** Passed on first attempt.



### NCLEX-PN

Arizona and National Pass Rates 2014-2018



**452** AZ Grads took NCLEX-PN  
**430** Passed on first attempt



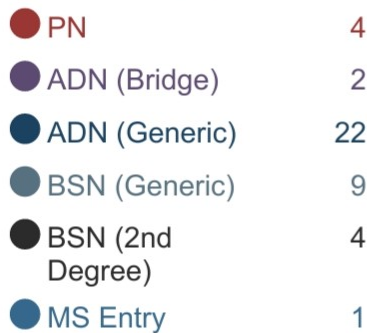
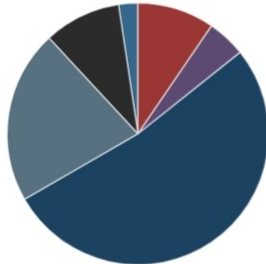
NCLEX IS THE NATIONAL LICENSING EXAM FOR ALL REGISTERED AND PRACTICAL NURSES. GRADUATES MUST PASS THE EXAM BEFORE THEY CAN WORK AS AN RN/PN. AZ GRADUATES CONSISTENTLY PASS AT A HIGHER RATE THAN THE NATIONAL AVERAGE



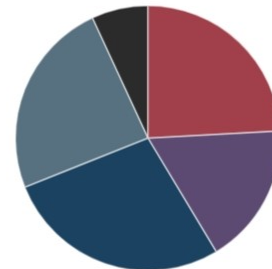
# 2018 Arizona Nursing Education Programs Highlights

## Nursing Program Summary

**Number of Arizona Prelicensure Programs by Type**

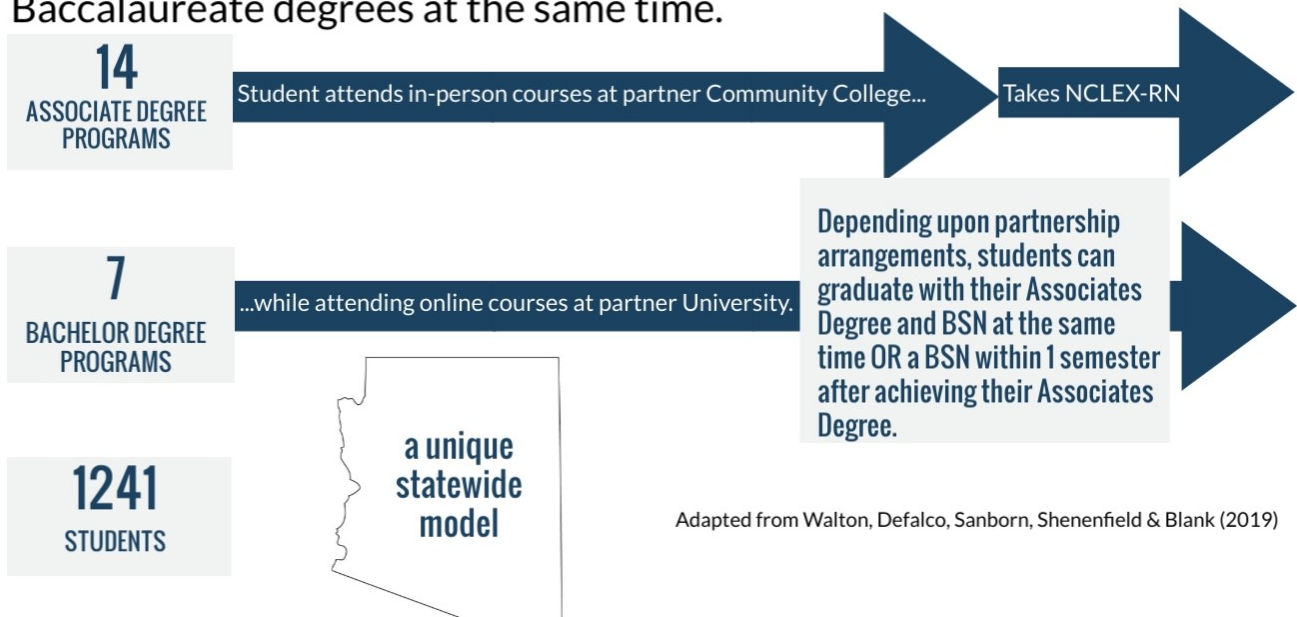


**Number of Arizona Post-Licensure Programs by Type**



### CONCURRENT ENROLLMENT PROGRAMS (CEPs)

Through robust statewide partnerships, CEPs provide the opportunity for students to complete requirements for their Associate and Baccalaureate degrees at the same time.



Adapted from Walton, Defalco, Sanborn, Shenenfield & Blank (2019)



## 2018 Arizona Nursing Education Programs Highlights

### Faculty and Student Demographic Highlights



9%



of nursing faculty are men

28%

of all faculty are ethnically/ racially diverse

96%

full time faculty are Master's or Doctorally prepared



50%

of all faculty are over the age of 40

28%

are full time employees

20%

1392 of 6918 nursing students are men

45%

of all nursing students are ethnically/racially diverse

79%

of all nursing students are *under* the age of 40

